




100W SOLAR KIT



Quality Product

All Manufactured modules are tested 100% by EL (Electroluminescence) during the Production Process & Free from micro cracks.

Our high-performance modules are highly efficient, reliable and provide optimal output.

The company manufactures solar modules in compliance with global standard including IEC 61215, 61730-1, 61730-2, 61701, UL 1703, UL 61730.

High Efficiency .

High Module efficiency is obtaining top performance even in diffused light conditions. We are leaders in providing our customers with maximum sunlight conversion.

Our Team

We have a team of qualified experts and engineers making sure that modules produce maximum power. We pride ourselves in caring for each individual customer needs with detailed attention. Our end goal is to give a highly efficient product with exceptional customer service.

Warranty

Our product is durable and has 12 years performance warranty. Integrated manufacturing of cells & modules in production line guarantees optimum performance.




Application Possibilities:-

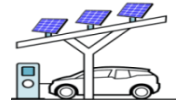
Residential and Commercial rooftops:-



Solar Farming:-



Car ports:-



Balconies:-



Fences:-



Awning & Canopies:-



Street lights:-



Solar Mobile Van:-



Solar Boat:-



Solar Kit:-



US OFFICE:

Sonali Energiees USA LLC
111 Charlotte Place Suite 101A
Englewood Cliffs, NJ 07632
Office Tel: 201-568-1424





100W SOLAR KIT

Electric Performance Parameter

Model	SS-M-100
Nominal Maximum Power (Pmax/W)	100
Optimum Operating Voltage (Vmp/V)	17.2
Optimum Operating Current (Imp/A)	5.82
Open Circuit Voltage (Voc/V)	21.8
Short Circuit Current (Isc/A)	6.18
Module Efficiency (%)	14.3%
Operating Temperature	-40°C to 85°C
Maximum System Voltage	1000V DC
Fusing Current	15 A
Power Tolerance	0~+5W
Temperature coefficients of Pmax	-0.41%/°C
Temperature coefficients of Voc	-0.32%/°C
Temperature coefficients of Isc	0.04%/°C
Nominal operating cell temperature	46±2°C (NOCT)

STC: irradiance of 1000W/m2 ;Module temperature of 25 °C ;AM=1.5

Mechanical Parameter

Module Dimensions	780x675x33mm/30.71x26.57x1.3in
Weight	7 Kg / 15.43 lbs
Cell Type (Mono-crystalline)	156.75x80 mm
No Of Cell	36 (4 X 9)
Front Glass	3.2mm Tempered & Low Iron
Frame	Anodized Aluminum Alloy
Junction Box	IP 67 Rated
Output JB Cable	UL 12AWG/TUV 1x4.0 mm ² , Length:750 mm
Connectors	Mc4 compatible

Extra Cable - Connector

- * 12 Ft 10AWG Tray Cable with one end MC4+
- * 12 Ft 10AWG Tray Cable with one end MC4-
- * 12 Ft 10AWG Tray Cable with one end Ring Terminal
- * 12 Ft 10AWG Tray Cable with one end Ring Terminal

Marine batteries typically have two posts, a 3/8"-16 threaded post for the positive terminal, and a 5/16"-18 threaded post for the negative terminal. It is 10 AWG.

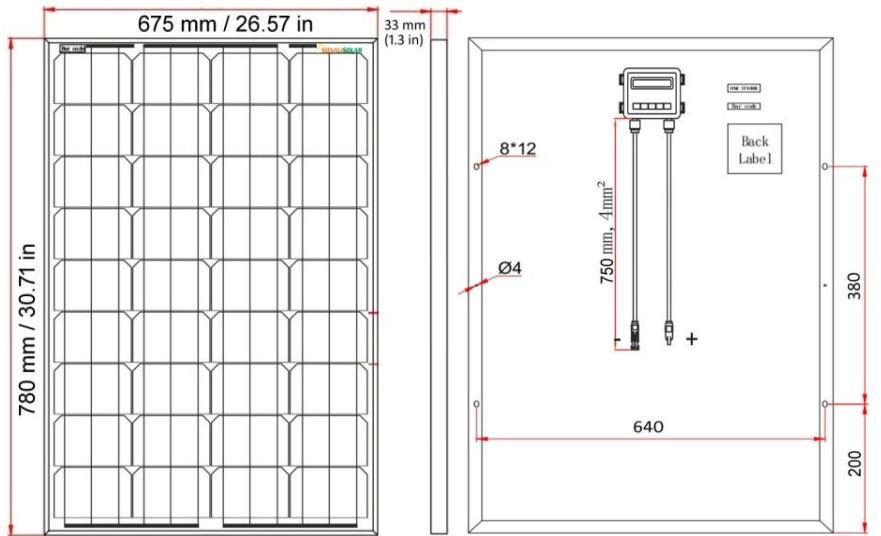
Mounting Bracket

With Clamps and Nylok screws No. 10 SS x 20mm

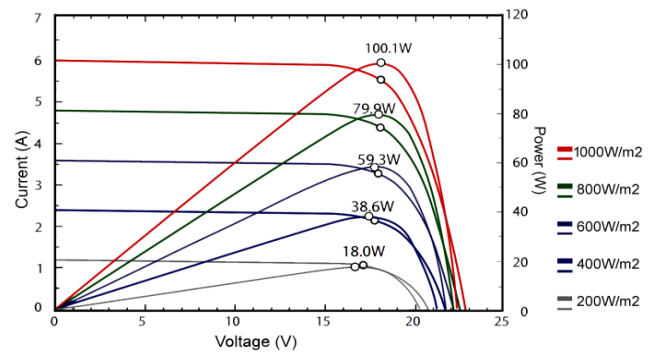
Material & Workmanship Warranty

For Solar Module	12 years
For Battery	3 years
For Charge Controller	1 Year
For Cable & Connector, Fuses, Mounts & Brackets, etc Accessories	1 Year

Technical Drawing



IV Curve



Charge Controller (PWM)

Battery Voltage	12 V/24 V Auto
Charge /Discharge Current	10 Amp
Float Charge	13.7 V
Discharge Stop	10.7 V
Discharge Reconnect	12.6 V

